



## Technical Data

# Phonak Tao Q

## Phonak Tao Q-13 NW (Q15/Q10) (M)

Compact ITE, battery size 13 (for fitting range, product details and available options, please see Product Information or visit [www.phonakpro.com](http://www.phonakpro.com)).

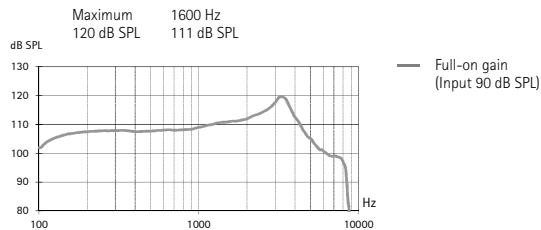
Amplification factor M for mild to moderate hearing loss, open fittings, all audiometric configurations.

Q-13 devices do not have wireless functionality. Unless otherwise specified, all data obtained are measured with 5 mm tubing and Phonak Target measurement settings.

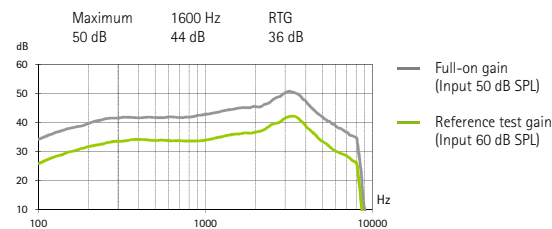
### Ear simulator data

EN / IEC 60118 and IEC 60711

#### Output sound pressure level

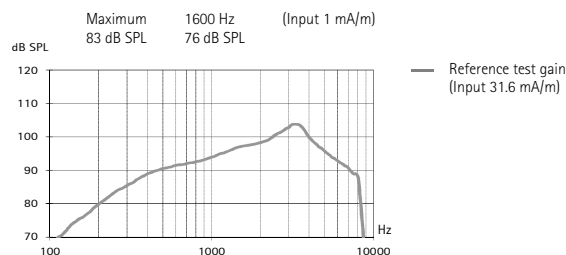


#### Acoustic gain



Frequency range	<100 Hz - 8200 Hz
Total harmonic distortion	500 Hz 800 Hz 1600 Hz 2.5% 2.5% 2%
Battery current	Quiescent Working 1.1 mA 1.2 mA
Equivalent input noise level	19 dB SPL

#### Induction coil sensitivity\*



#### Dynamic data

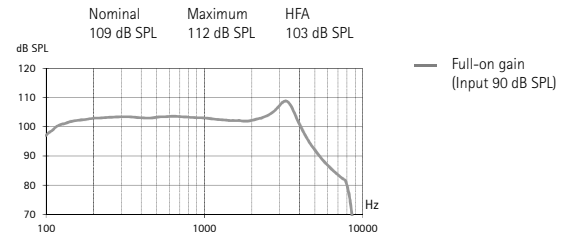
Compression	Attack time	Recovery time
	10 ms	50 ms

Note: Using pure tone measurements with a digital hearing instrument can result in a wavy frequency response. This is an artifact resulting from the use of a narrowband input signal and does not affect the actual performance with naturally occurring broadband input signals.

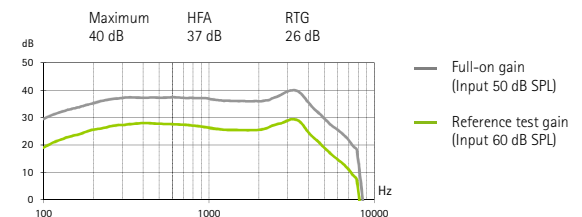
### 2cm<sup>3</sup> coupler data

ANSI S3.22-2009

#### Output sound pressure level

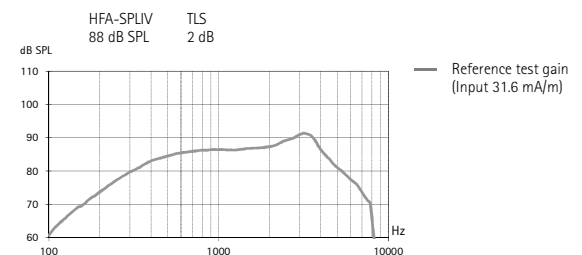


#### Acoustic gain



Frequency range	<100 Hz - 7900 Hz		
Total harmonic distortion	500 Hz	800 Hz	1600 Hz
	1.5%	1.5%	1%
Battery current	Quiescent Working 1.1 mA 1.2 mA		
Equivalent input noise level	19 dB SPL		

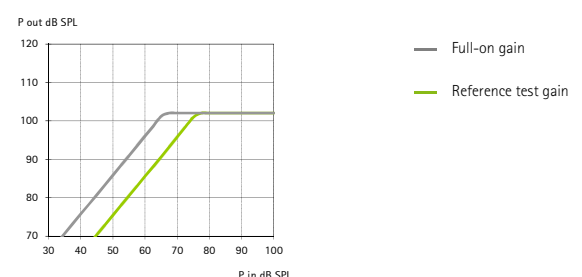
#### Induction coil sensitivity\*



#### Dynamic data

Compression	Attack time	Recovery time
	10 ms	50 ms

#### Input / Output characteristics at 2000 Hz



\* Available only in Q15 models



## Technical Data

# Phonak Tao Q

## Phonak Tao Q-13 NW (Q15/Q10) (P)

Amplification factor P for mild to moderately-severe hearing loss, all audiometric configurations.

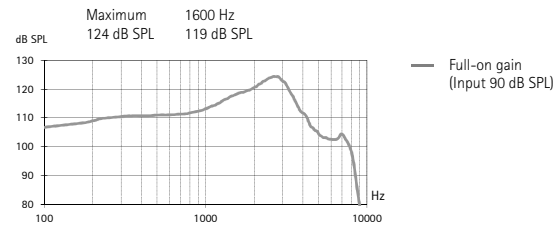
Q-13 devices do not have wireless functionality. Unless otherwise specified, all data obtained are measured with 5mm tubing and Phonak Target measurement settings.

Note: Using pure tone measurements with a digital hearing instrument can result in a wavy frequency response. This is an artifact resulting from the use of a narrowband input signal and does not affect the actual performance with naturally occurring broadband input signals.

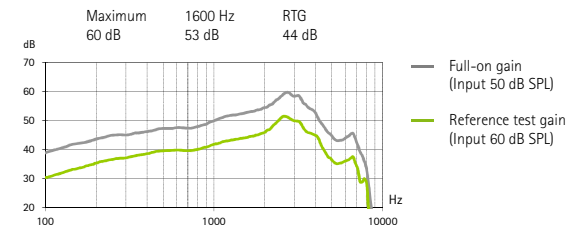
### Ear simulator data

EN / IEC 60118 and IEC 60711

#### Output sound pressure level

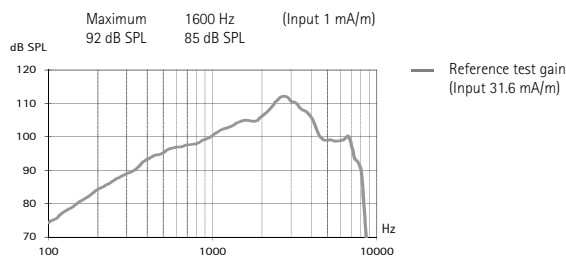


#### Acoustic gain



Frequency range	<100 Hz - 7300 Hz		
Total harmonic distortion	500 Hz	800 Hz	1600 Hz
	2.5%	2.5%	2%
Battery current	Quiescent	Working	
	1.1 mA	1.2 mA	
Equivalent input noise level	19 dB SPL		

#### Induction coil sensitivity\*



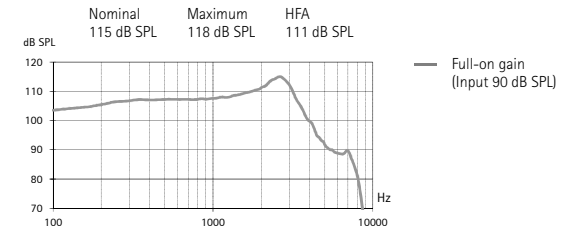
#### Dynamic data

Compression	Attack time	Recovery time
	10 ms	50 ms

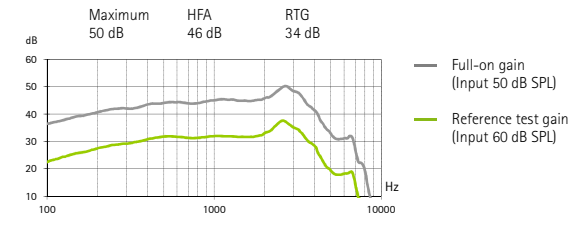
### 2cm<sup>3</sup> coupler data

ANSI S3.22-2009

#### Output sound pressure level

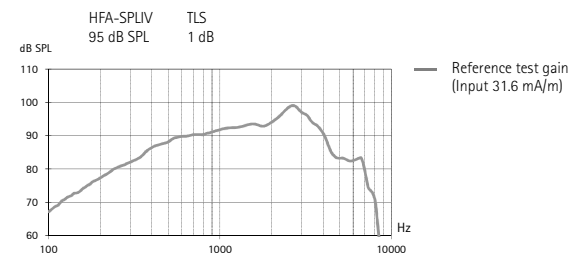


#### Acoustic gain



Frequency range	<100 Hz - 7100 Hz		
Total harmonic distortion	500 Hz	800 Hz	1600 Hz
	1.5%	1.5%	1.5%
Battery current	Quiescent	Working	
	1.1 mA	1.4 mA	
Equivalent input noise level	19 dB SPL		

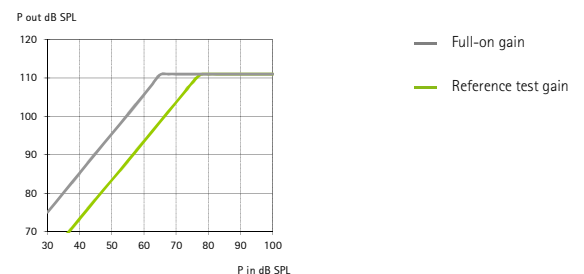
#### Induction coil sensitivity\*



#### Dynamic data

Compression	Attack time	Recovery time
	10 ms	50 ms

#### Input / Output characteristics at 2000 Hz



**PHONAK**

\* Available only in Q15 models



## Technical Data

# Phonak Tao Q

## Phonak Tao Q-13 NW (Q15/Q10) (SP)

Amplification factor SP for moderate to severe hearing loss, all audiometric configurations.

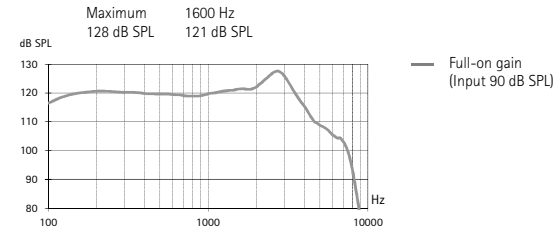
Q-13 devices do not have wireless functionality. Unless otherwise specified, all data obtained are measured with 5mm tubing and Phonak Target measurement settings.

Note: Using pure tone measurements with a digital hearing instrument can result in a wavy frequency response. This is an artifact resulting from the use of a narrowband input signal and does not affect the actual performance with naturally occurring broadband input signals.

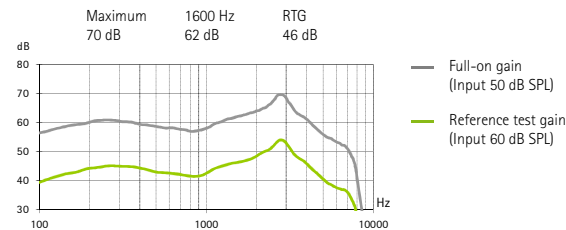
### Ear simulator data

EN / IEC 60118 and IEC 60711

#### Output sound pressure level

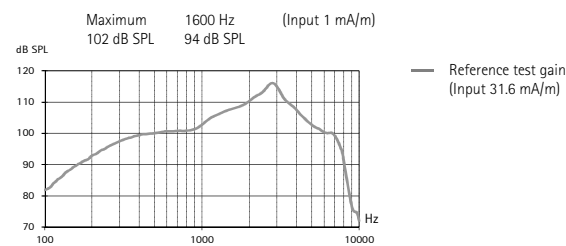


#### Acoustic gain



Frequency range	< 100 Hz - 7500 Hz		
Total harmonic distortion	500 Hz	800 Hz	1600 Hz
	1.5%	1.5%	1%
Battery current	Quiescent	Working	
	1.1 mA	1.2 mA	
Equivalent input noise level	19 dB SPL		

#### Induction coil sensitivity\*



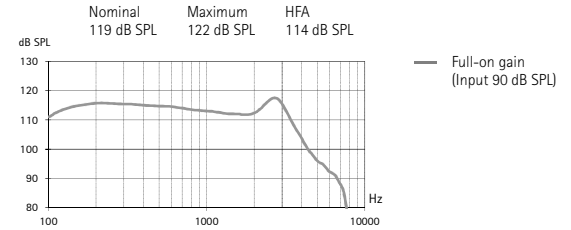
#### Dynamic data

Compression	Attack time	Recovery time
	10 ms	50 ms

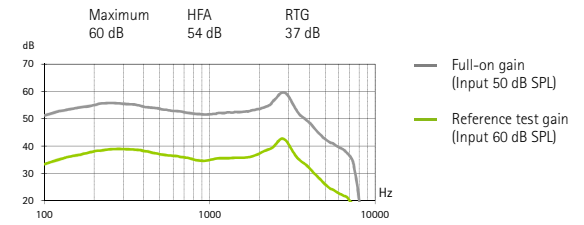
### 2cm<sup>3</sup> coupler data

ANSI S3.22-2009

#### Output sound pressure level

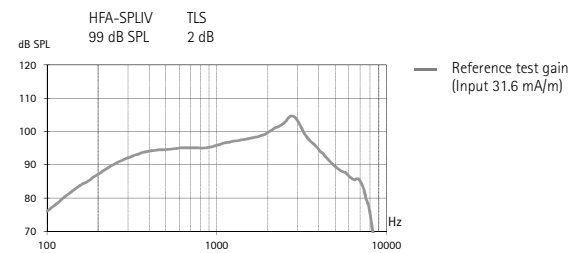


#### Acoustic gain



Frequency range	< 100 Hz - 7200 Hz		
Total harmonic distortion	500 Hz	800 Hz	1600 Hz
	1%	1%	1%
Battery current	Quiescent	Working	
	1.1 mA	1.2 mA	
Equivalent input noise level	19 dB SPL		

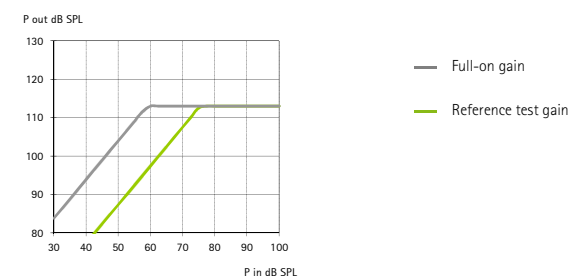
#### Induction coil sensitivity\*



#### Dynamic data

Compression	Attack time	Recovery time
	10 ms	50 ms

#### Input / Output characteristics at 2000 Hz



\* Available only in Q15 models



## Technical Data

# Phonak Tao Q

## Phonak Tao Q15-13 NW (UP)

Amplification factor UP for moderate to profound hearing loss, all audiometric configurations, available in specific countries only.

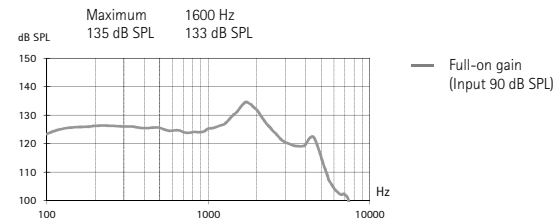
Q-13 devices do not have wireless functionality. Unless otherwise specified, all data obtained are measured with 5mm tubing and Phonak Target measurement settings.

Note: Using pure tone measurements with a digital hearing instrument can result in a wavy frequency response. This is an artifact resulting from the use of a narrowband input signal and does not affect the actual performance with naturally occurring broadband input signals.

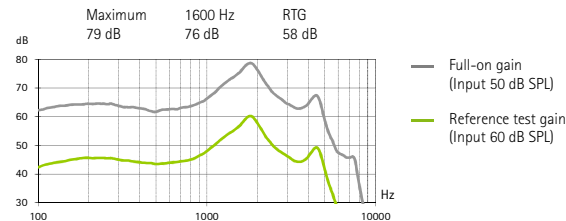
### Ear simulator data

EN / IEC 60118 and IEC 60711

#### Output sound pressure level

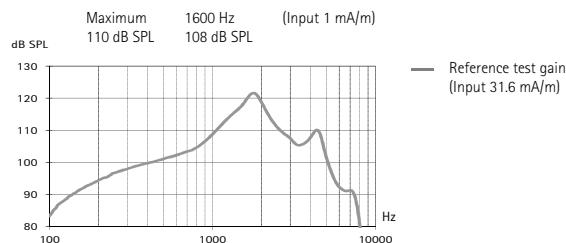


#### Acoustic gain



Frequency range	100 Hz - 5000 Hz		
Total harmonic distortion	500 Hz	800 Hz	1600 Hz
	1.5%	1.5%	1%
Battery current	Quiescent	Working	
	1.1 mA	1.2 mA	
Equivalent input noise level	19 dB SPL		

#### Induction coil sensitivity



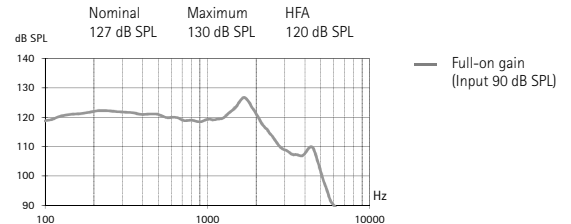
#### Dynamic data

Compression	Attack time	Recovery time
	10 ms	50 ms

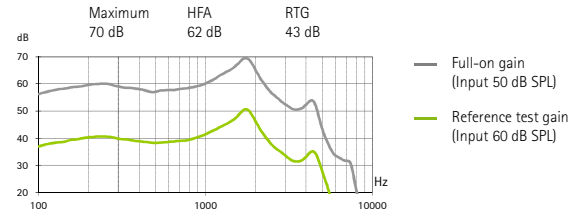
### 2cm<sup>3</sup> coupler data

ANSI S3.22-2009

#### Output sound pressure level

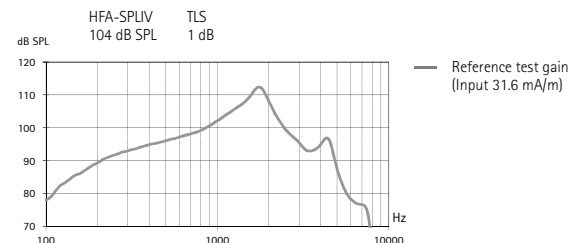


#### Acoustic gain



Frequency range	<100 Hz - 5500 Hz		
Total harmonic distortion	500 Hz	800 Hz	1600 Hz
	1%	1%	1%
Battery current	Quiescent	Working	
	1.1 mA	1.2 mA	
Equivalent input noise level	19 dB SPL		

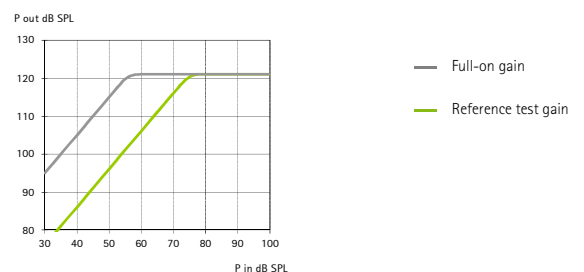
#### Induction coil sensitivity



#### Dynamic data

Compression	Attack time	Recovery time
	10 ms	50 ms

#### Input / Output characteristics at 2000 Hz



PHONAK