



Full shell with battery size 13

Ear simulator data

EN / IEC 60118 and IEC 60711

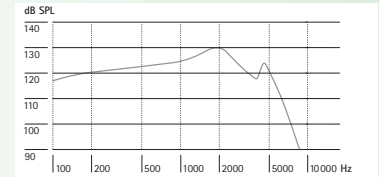
Output sound pressure level

(Input 90 dB SPL)

Maximum	1600 Hz
130 dB SPL	129 dB SPL

Frequency response

— Max. gain
(Input 90 dB SPL)



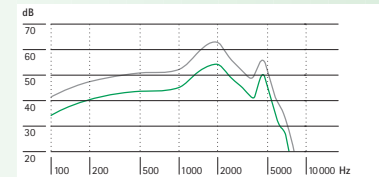
Acoustic gain

(Input 50 dB SPL)

Maximum	1600 Hz	RTG
63 dB	61 dB	54 dB

Frequency response

— Max. gain
(Input 50 dB SPL)
— Reference test gain
(Input 60 dB SPL)



Frequency range (DIN 45605) 150–5400 Hz

Total harmonic distortion	500 Hz	800 Hz	1600 Hz
	2.0%	1.5%	1.5%

Battery current	Quiescent	Working
	1.0 mA	1.1 mA

Equivalent input noise level 19 dB SPL

Unless otherwise specified, all data obtained are measured with a 6 mm tubing in the dSC mode.

Measurements were taken in July 2005 and are subject to change without notice.

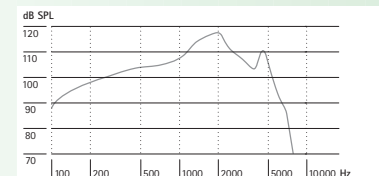
Induction coil sensitivity

(Input 1 mA/m)

Maximum	1600 Hz
95 dB SPL	94 dB SPL

Frequency response

— Reference test gain
(Input 31.6 mA/m)



Dynamic data

Compression	Attack time	Recovery time
	1 ms	10 ms

eXtra™ 33 Power FS

2 cm³ coupler data

ANSI S3.22-1996

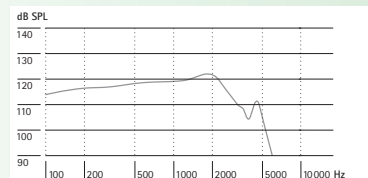
Output sound pressure level

(Input 90 dB SPL)

Maximum	HFA
122 dB SPL < 125 dB SPL	119 dB SPL

Frequency response

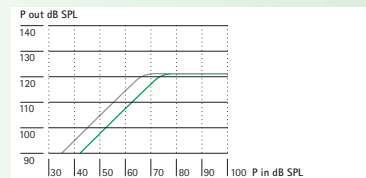
— Full-on-gain
(Input 90 dB SPL)



2 cm³ coupler data

Input / Output characteristics at 2000 Hz

— Full-on-gain
— Reference test gain



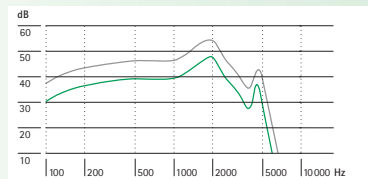
Acoustic gain

(Input 50 dB SPL)

Maximum	HFA	RTG
55 dB	49 dB	42 dB

Frequency response

— Full-on-gain
(Input 50 dB SPL)
— Reference test gain
(Input 60 dB SPL)



Frequency range < 100– 5300 Hz

Total harmonic distortion	500 Hz	800 Hz	1600 Hz
	1.5% < 4.5%	1.0% < 4.0%	1.0% < 4.0%

Battery current	Quiescent	Working
	1.0 mA	1.1 mA < 1.3 mA

Equivalent input noise level 19 dB SPL < 22 dB SPL

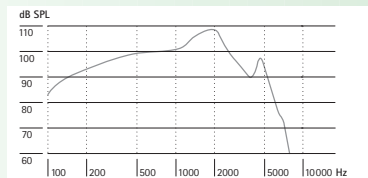
Induction coil sensitivity

(Input 31.6 mA/m)

HFA – SPLIV	TLS
103 dB SPL	+1 dB

Frequency response

— Reference test gain
(Input 31.6 mA/m)



Dynamic data

Compression	Attack time	Recovery time
	1 ms	10 ms